

HDMI 1x2 Splitter
B-230-HDSPLTR-1x2

BINARY

INSTALLATION
MANUAL



FC CE

IMPORTANT SAFETY INSTRUCTIONS

1. Read and follow all instructions and warnings in this manual. Keep for future reference.
2. Do not install near any heat sources such as radiators, heat registers, stoves or other apparatus (including amplifiers).
3. Do not install the unit near water or where moisture is present.
4. Clean with a dry cloth.
5. Unplug this apparatus during lightning storms or when unused for long periods of time.
6. Protect the power cord from being walked on or pinched particularly at plug, convenience receptacles, and the point where it exits from the apparatus.
7. Refer all servicing to qualified service personnel. Servicing is required when the apparatus has been damaged in any way, such as when the power-supply cord or plug is damaged, liquid has been spilled or objects have fallen into the apparatus, the apparatus has been exposed to rain or moisture, does not operate normally, or has been dropped.
8. To completely disconnect this equipment from the AC mains, disconnect the power supply cord plug from the AC receptacle.

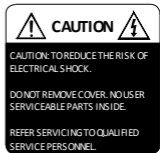
CAUTION: To reduce the risk of electrical shock, inspect the premises carefully. Do not use the unit if proper equipment grounding cannot be verified.



The lightning flash with arrowhead symbol, within an equilateral triangle, is intended to alert the user to the presence of uninsulated dangerous voltage within the product's enclosure that may be of sufficient magnitude to constitute a risk of electric shock to persons.



The exclamation point within an equilateral triangle is intended to alert the user to the presence of important operating and maintenance (servicing) instructions in the literature accompanying the appliance.



1. PRODUCT OVERVIEW

Welcome to Binary™. This product is engineered to provide years of exceptional reliability. We appreciate your business, and we stand committed to providing our customers with the highest degree of quality and service in the industry.

This HDMI Splitter supports HDMI 1.4, 10.2 Gbps Bandwidth, WUXGA, and 1080P Deep Color.

2. CONTENTS

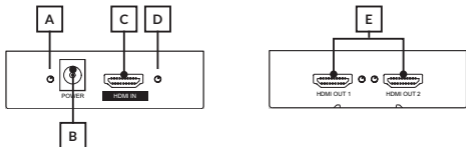
- (1) HDMI Splitter, 1X2
- (1) 5V DC power adapter
- (1) Installation Manual
- (2) Mounting Ears

IMPORTANT: Install and uninstall the mounting ears one at a time to avoid releasing the splitter housing from the unit.

3. FEATURES

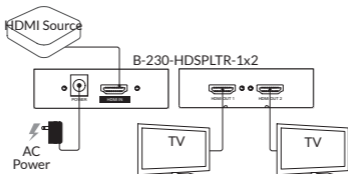
- Auto EDID configured
- Multiple Cascade - When needed this unit can cascade (daisy chain) to allow installation flexible
- 10.2 Gbps Bandwidth - Supports 7.1 channel surround sound, DTS-HD Master Audio and TrueHD high bit rate audio, plus Deep Color Full HD 1080p color
- Supports HDMI or DVI inputs
- HDCP compliant

4. DEVICE LAYOUT



- A. Power LED:** Indicates that device is receiving power
- B. Power Supply (+5V DC):** Connect the included 5V power supply to this port
- C. HDMI Input:** Connect HDMI cable from source
- D. HDMI LED:** Indicates that HDMI Input is active
- E. HDMI output 1 & 2 with LED indicator:** To Connect HDMI cables to local displays. LED indicates connection is active

5. INSTALLATION AND CONNECTIONS



1. Place the unit where it will be installed.
2. Connect the HDMI cable from the source to the HDMI IN of the splitter.
3. Connect the HDMI cable from the HDMI OUT of the splitter to the Display/Receiver to the two devices.
4. Connect the power to the B-230-HDSPLITTER-1X2.
5. Turn on the source and the devices.

6. SPECIFICATIONS

Technical	
HDMI Compliance	HDMI 3D
HDCP Compliance	Yes
Video Bandwidth	10.2 Gbps
Input TMDS Signal	1.2V (peak-to-peak)
Input DDC Signal	5V (peak-to-peak, TTL)
ESD Protection	(1) Human body model: $\pm 5\text{kV}$ (air-gap discharge) & $\pm 8\text{kV}$ (contact discharge) (2) Core chipset – $\pm 8\text{kV}$

Connections	
HDMI	3x HDMI Type A (19-pin female)
Power	Thread-Locking

Mechanical	
Housing	Metal enclosure
Dimensions	6.25"x3.1"x1.3"
Weight	1.1 lbs.
Power Supply	5V DC, 1A
Power Consumption	12W (max)
Operation Temperature	32–104°F
Storage Temperature	-4–140°F
Relative Humidity	20–90% RH (no condensation)
Certifications and Compliance	Product: CE, FCC, RoHS
	Power Supply: CE, FCC, RoHS, UL

7. CONTACTING TECH SUPPORT

866.838.5052

For SnapAV customers, snapav.com

For Aisle 8 customers, onaisle8.com

8. WARRANTY

2 Year Limited Warranty

This Binary product has a 2-Year limited warranty. This warranty includes parts and labor repairs on all components found to be defective in material or workmanship under normal conditions of use. This warranty shall not apply to products that have been abused, modified or disassembled. Products to be repaired under this warranty must be returned to SnapAV or a designated service center with prior notification and an assigned return authorization number (RA).

BINARY

Rev: 160928-0510

© 2016 Binary