

RCU code of LX-NZ3

1. Code Table

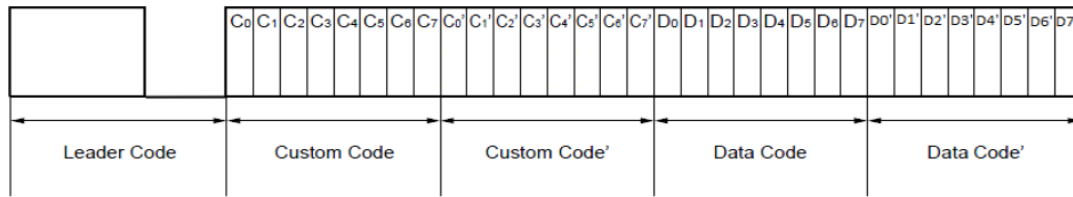


KEY NAME	Custom code (HEX)	Custom code'	DATA CODE (HEX)	DATA CODE' (HEX)	
INPUT	00	6A	5E	A1	
LIGHT	-	-	-	-	
POWER	00	6A	40	BF	
NATURAL	00	6A	61	9E	
CINEMA	00	6A	63	9C	
DYNAMIC	00	6A	6B	94	
USER1	00	6A	6E	91	
USER2	00	6A	79	86	
GAMMA	00	6A	8D	72	
HIDE	00	6A	58	A7	
UP	00	6A	47	B8	
TEST	00	6A	8F	70	
LEFT	00	6A	49	B6	
OK	00	6A	5A	A5	
RIGHT	00	6A	4A	B5	
MENU	00	6A	41	BE	
DOWN	00	6A	48	B7	
BACK	00	6A	90	6F	
BRIGHTNESS	00	6A	94	6B	
CONTRAST	00	6A	9A	65	
POWER ON*	00	6A	80	7F	
POWER OFF*	00	6A	84	7B	
HDMI 1*	00	6A	50	AF	(Direct input selection)
HDMI 2*	00	6A	55	AA	(Direct input selection)
PC*	00	6A	59	A6	(Direct input selection)

*Remote Code only

2.Code Format

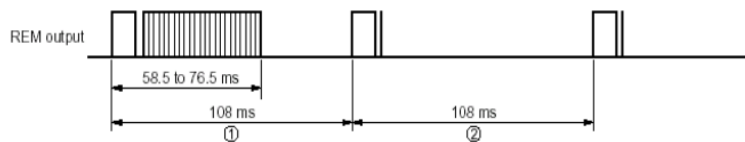
1.IR Transmission Format:



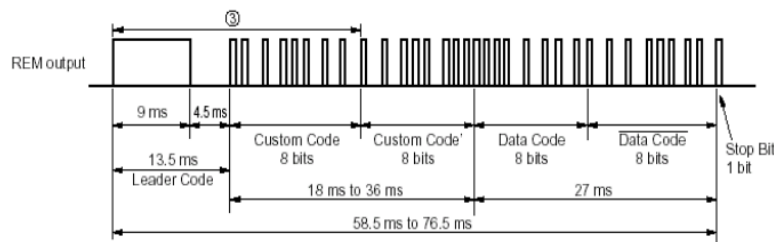
2.One-shot Command Transmission Mode

- When $f_{osc} = 3.64\text{MHz}$

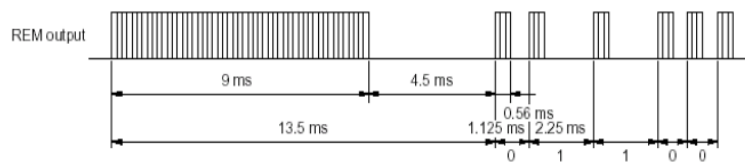
(1) Remote (REM) output (from stage ②, trans^{96.19ms} occurs only when key is kept depressed)



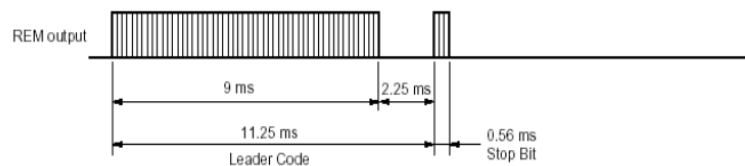
(2) Magnification of stage ①



(3) Magnification of waveform ③



(4) Magnification of waveform ②



(5) Carrier waveform (Magnification of HIGH period of codes)

